

**OFFENDERS IN NEW JERSEY CORRECTIONAL INSTITUTIONS
ON JANUARY 2, 2015, BY MANDATORY MINIMUM TERM**

In New Jersey, since 1979, the courts have utilized mandatory minimum sentences. This means that an offender must serve the entire minimum sentence before being eligible for parole consideration. Mandatory minimum terms are not reduced by earned credits (commutation, minimum security, or work).

OFFENDERS IN CORRECTIONAL INSTITUTIONS BY MANDATORY MINIMUM TERM

Mandatory Minimum Term	Total		Male Offenders in Other Facilities		Youth Complex		ADTC		Edna Mahan		Halfway Houses, County Jails, St. Francis	
	#	%	#	%	#	%	#	%	#	%	#	%
TOTAL OFFENDERS	15,778	100%	10,209	100%	2,501	100%	460	100%	469	100%	2,139	100%
<18 Months	831	5%	279	3%	253	10%	1	0%	17	4%	281	13%
18 Months	363	2%	197	2%	56	2%	1	0%	4	1%	105	5%
2 Years	704	4%	376	4%	93	4%	2	0%	20	4%	213	10%
3 Years	2,645	17%	1,299	13%	567	23%	10	2%	54	12%	715	33%
4 Years	938	6%	510	5%	170	7%	13	3%	25	5%	220	10%
5 Years	1,671	11%	931	9%	384	15%	45	10%	63	13%	248	12%
6-9 Years	3,018	19%	1,781	17%	687	27%	203	44%	97	21%	250	12%
10 Years	206	1%	152	1%	21	1%	20	4%	3	1%	10	0%
11-14 Years	1,495	9%	1113	11%	183	7%	83	18%	53	11%	63	3%
15 Years	237	2%	188	2%	13	1%	16	3%	11	2%	9	0%
16-19 Years	990	6%	856	8%	48	2%	34	7%	40	9%	12	1%
20-24 Years	509	3%	456	4%	20	1%	11	2%	18	4%	4	0%
25-29 Years	374	2%	354	3%	2	0%	13	3%	4	1%	1	0%
30 Years	801	5%	756	7%	0	0%	4	1%	33	7%	8	0%
30+ Years	996	6%	961	9%	4	0%	4	1%	27	6%	0	0%

- Seventy-three percent (73%) of all adult offenders have mandatory minimum terms (15,778 out of 21,486).
- The median mandatory minimum term is 5 years.
- Twenty-four percent (24%) of those with mandatory minimum terms have mandatory minimum terms of 15 years or more.

Prison Complex Offenders By Mandatory Minimum Term

Institution	Total	< 18 Months	18 Months	2 Years	3 Years	4 Years	5 Years	6-9 Years	10 Years	11-14 Years	15 Years	16-19 Years	20-24 Years	25-29 Years	30 Years	30+ Years
Bayside Main	768 100%	28 4%	24 3%	34 4%	143 19%	65 8%	124 16%	150 20%	11 1%	77 10%	14 2%	47 6%	19 2%	9 1%	19 2%	4 1%
Bayside Farm	395 100%	26 7%	17 4%	25 6%	82 21%	17 4%	44 11%	83 21%	6 2%	52 13%	7 2%	22 6%	8 2%	1 0%	5 1%	0 0%
Bayside Ancora	201 100%	13 6%	8 4%	21 10%	57 28%	13 6%	25 12%	31 15%	3 1%	17 8%	2 1%	8 4%	2 1%	0 0%	1 0%	0 0%
Bayside Total	1,364 100%	67 5%	49 4%	80 6%	282 21%	95 7%	193 14%	264 19%	20 1%	146 11%	23 2%	77 6%	29 2%	10 1%	25 2%	4 0%
CRAF Jones Farm	77 100%	16 21%	13 17%	19 25%	23 30%	1 1%	2 3%	3 4%	0 0%	0 0%	0 0%	0 0%	0 0%	0 0%	0 0%	0 0%
CRAF Reception	193 100%	24 12%	11 6%	20 10%	50 26%	16 8%	39 20%	25 13%	0 0%	6 3%	0 0%	0 0%	2 1%	0 0%	0 0%	0 0%
CRAF Total	270 100%	40 15%	24 9%	39 14%	73 27%	17 6%	41 15%	28 10%	0 0%	6 2%	0 0%	0 0%	2 1%	0 0%	0 0%	0 0%
East Jersey	1,139 100%	0 0%	0 0%	2 0%	19 2%	7 1%	22 2%	122 11%	19 2%	176 15%	33 3%	221 19%	119 10%	90 8%	215 19%	94 8%

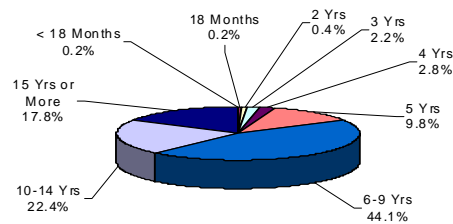
Prison Complex Offenders By Mandatory Minimum Term

Institution	Total	< 18 Months	18 Months	2 Years	3 Years	4 Years	5 Years	6-9 Years	10 Years	11-14 Years	15 Years	16-19 Years	20-24 Years	25-29 Years	30 Years	30+ Years
NJ State Prison	1,522 100%	10 1%	4 0%	11 1%	40 3%	12 1%	32 2%	65 4%	9 1%	58 4%	22 1%	73 5%	66 4%	123 8%	240 16%	757 50%
Northern Main	1,639 100%	16 1%	20 1%	55 3%	182 11%	79 5%	132 8%	346 21%	31 2%	257 16%	34 2%	170 10%	84 5%	56 3%	134 8%	43 3%
Northern Ad Seg Male	352 100%	16 5%	11 3%	18 5%	64 18%	20 6%	39 11%	70 20%	9 3%	45 13%	8 2%	22 6%	8 2%	8 2%	5 1%	9 3%
Northern Total	1,991 100%	32 2%	31 2%	73 4%	246 12%	99 5%	171 9%	416 21%	40 2%	302 15%	42 2%	192 10%	92 5%	64 3%	139 7%	52 3%
Southern	1,310 100%	84 6%	63 5%	104 8%	351 27%	147 11%	202 15%	233 18%	11 1%	60 5%	10 1%	28 2%	3 0%	3 0%	11 1%	0 0%
South Woods	2,613 100%	46 2%	26 1%	67 3%	288 11%	133 5%	270 10%	653 25%	53 2%	365 14%	58 2%	265 10%	145 6%	64 2%	126 5%	54 2%
Subtotal Male Offenders in Other Facilities	10,209 100%	279 3%	197 2%	376 4%	1,299 13%	510 5%	931 9%	1,781 17%	152 1%	1,113 11%	188 2%	856 8%	456 4%	354 3%	756 7%	961 9%

Prison Complex Offenders By Mandatory Minimum Term

Institution	Total	< 18 Months	18 Months	2 Years	3 Years	4 Years	5 Years	6-9 Years	10 Years	11-14 Years	15 Years	16-19 Years	20-24 Years	25-29 Years	30 Years	30+ Years
ADTC	460 100%	1 0%	1 0%	2 0%	10 2%	13 3%	45 10%	203 44%	20 4%	83 18%	16 3%	34 7%	11 2%	13 3%	4 1%	4 1%
Subtotal	10,669 100%	280 3%	198 2%	378 4%	1,309 12%	523 5%	976 9%	1,984 19%	172 2%	1,196 11%	204 2%	890 8%	467 4%	367 3%	760 7%	965 9%
Mahan - Female Prison	469 100%	17 4%	4 1%	20 4%	54 12%	25 5%	63 13%	97 21%	3 1%	53 11%	11 2%	40 9%	18 4%	4 1%	33 7%	27 6%
Total Prison Complex	11,138 100%	297 3%	202 2%	398 4%	1,363 12%	548 5%	1,039 9%	2,081 19%	175 2%	1,249 11%	215 2%	930 8%	485 4%	371 3%	793 7%	992 9%

ADTC

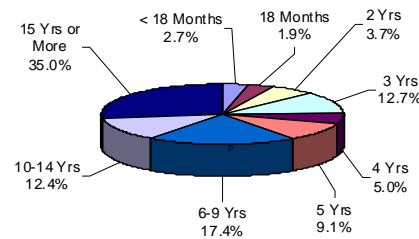


The median mandatory minimum term at ADTC is 8 years 4 months.

Eighty-one percent (81%) of the ADTC population have mandatory minimum sentences (460 of 567).

Forty percent (40%) have mandatory minimum terms of 10 years or longer.

MALE OFFENDERS IN OTHER FACILITIES

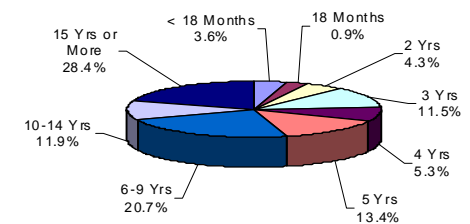


Of the 13,852 Male Offenders in Other Facilities, 73.7% (10,209) have mandatory minimum terms.

The median mandatory minimum term for Male Offenders in Other Facilities is 7.5 years (ADTC excluded).

Ninety percent (90%) of New Jersey State Prison inmates have mandatory minimum terms and 84% percent of those have minimum terms of 15 years or more.

FEMALE OFFENDERS



The median mandatory minimum term at Edna Mahan is 6 years.

At Edna Mahan, 60.5% of the females housed have minimum terms (469 of 774).

Thirty-nine percent (39%) of the females with mandatory minimum terms have terms of 5 years or less.

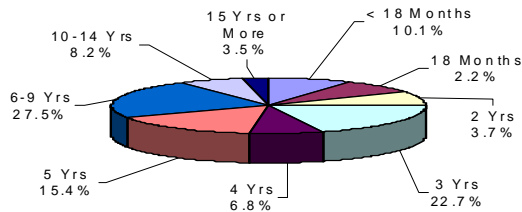
Youth Complex Offenders By Mandatory Minimum Term

Institution	Total	< 18 Months	18 Months	2 Years	3 Years	4 Years	5 Years	6-9 Years	10 Years	11-14 Years	15 Years	16-19 Years	20-24 Years	25-29 Years	30 Years	30+ Years
Garden State	1,288 100%	99 8%	19 1%	37 3%	264 20%	79 6%	197 15%	396 31%	15 1%	111 9%	11 1%	40 3%	17 1%	1 0%	0 0%	2 0%
Mountainview	613 100%	96 16%	14 2%	33 5%	177 29%	47 8%	104 17%	137 22%	1 0%	4 1%	0 0%	0 0%	0 0%	0 0%	0 0%	0 0%
Wagner Main	319 100%	23 7%	7 2%	9 3%	63 20%	31 10%	46 14%	84 26%	3 1%	42 13%	2 1%	6 2%	2 1%	1 0%	0 0%	0 0%
Wagner Ad Seg	202 100%	19 9%	3 1%	9 4%	46 23%	11 5%	33 16%	58 29%	1 0%	17 8%	0 0%	2 1%	1 0%	0 0%	0 0%	2 1%
Wagner Minimum Units	79 100%	16 20%	13 16%	5 6%	17 22%	2 3%	4 5%	12 15%	1 1%	9 11%	0 0%	0 0%	0 0%	0 0%	0 0%	0 0%
Wagner Total	600 100%	58 10%	23 4%	23 4%	126 21%	44 7%	83 14%	154 26%	5 1%	68 11%	2 0%	8 1%	3 1%	1 0%	0 0%	2 0%
Total Youth Complex	2,501 100%	253 10%	56 2%	93 4%	567 23%	170 7%	384 15%	687 27%	21 1%	183 7%	13 1%	48 2%	20 1%	2 0%	0 0%	4 0%

Offenders In Halfway Houses, County Jails, and St. Francis By Mandatory Minimum Term

Institution	Total	< 18 Months	18 Months	2 Years	3 Years	4 Years	5 Years	6-9 Years	10 Years	11-14 Years	15 Years	16-19 Years	20-24 Years	25-29 Years	30 Years	30+ Years
Central Medical Unit	2	1	0	0	0	0	0	0	0	0	0	0	0	0	1	0
	100%	50%	0%	0%	0%	0%	0%	0%	0%	0%	0%	0%	0%	0%	50%	0%
County Jail	6	0	0	1	2	0	2	0	0	0	0	0	0	0	1	0
	100%	0%	0%	17%	33%	0%	33%	0%	0%	0%	0%	0%	0%	0%	17%	0%
Halfway House	2,131	280	105	212	713	220	246	250	10	63	9	12	4	1	6	0
	100%	13%	5%	10%	33%	10%	12%	12%	0%	3%	0%	1%	0%	0%	0%	0%
Total Halfway Houses, County Jails, St. Francis	2,139	281	105	213	715	220	248	250	10	63	9	12	4	1	8	0
	100%	13%	5%	10%	33%	10%	12%	12%	0%	3%	0%	1%	0%	0%	0%	0%

YOUTH COMPLEX

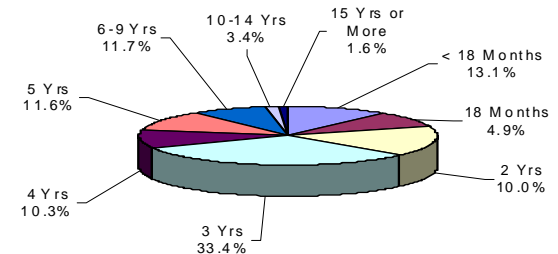


The median mandatory minimum term for youth complex offenders is 4 years.

Among youth complex offenders, 73% have mandatory minimum terms (2,501 of 3,415).

Of these, 61% have mandatory minimum terms of 5 years or less.

HALFWAY HOUSES COUNTY JAILS, ST. FRANCIS



The median mandatory minimum term for inmates in Halfway Houses, County Jails, and St. Francis is 3 years.

Seventy-four percent (74%) of the offenders in Halfway Houses, County Jails, and St. Francis have mandatory minimum terms (2,139 of 2,878).

Of these, 83% have mandatory minimum terms of 5 years or less.